



इस्पात मंत्रालय  
MINISTRY OF  
**STEEL**

# Steel Import Monitoring System (SIMS 2.0)

---

Report on import registrations  
during November 2024

## Table of Contents

---

1	Key Highlights	3
2	Country Wise	4
3	ITC Code Wise	5-6
4	Category Wise	7
5	Quality Wise	8
6	Port Wise	9
7	End Use Application Wise	10
8	BIS License Available	11



## Background

- Steel Import Monitoring System 2.0 (SIMS 2.0) requires importers to submit advance information in an online portal for import of iron & steel items appearing in Chapter 72 and 73 of ITC (HS), 2017, Schedule – I.
- The information presented in this report is derived from entries in the 'Steel Import Monitoring System 2.0' Portal and may not precisely reflect actual import figures. To address potential inaccuracies resulting from user input errors, we have implemented methods to identify and adjust outliers for reporting purposes. This approach aims to enhance the overall accuracy and reliability of the data presented.
- Since SIMS involves registrations for future imports, the monthly figures mentioned in the report indicate registrations made in the particular month, not the imports which have happened in that month.
- For reporting purposes, based on ITC codes data has been categorized in 3 broad categories i.e., Semis, Finished Steel and Scrap.
- Figures in MnT refer to imports in Million Tonnes.

## Disclaimer

- The report is not for public distribution and has been furnished solely for information and must not be reproduced or redistributed to others.
- No one can use the report as a base for any claim, demand or cause of action and, also no one is responsible for any loss incurred based upon.
- The market opportunities discussed or recommended in this report may not be suitable for all stakeholders and the opinion expressed is the current opinion as of the date appearing on the material only.
- The information in the document has been printed on the basis of information received through SIMS 2.0 registration for steel imports. The authenticity of the data received through SIMS 2.0 has not been verified independently.
- While every effort is made to ensure the accuracy and completeness of information contained, the Ministry of Steel takes no responsibility and assumes no liability for any error/ omission or accuracy of the information.
- Recipients of this material should rely on their own judgments and conclusions from relevant sources before making any investment in market opportunities.
- The materials and elements in this report shall not be copied or given to any person or organization without the consent of the Ministry of Steel.
- The Ministry of Steel has not independently verified the data and assumptions used in this analyses. Changes in the underlying data or operating assumptions will clearly impact the analyses and conclusions.



1

## Key Highlights

### SIMS 2.0 - Key Highlights (For registrations during November'2024)

**1,949**

New Importers

**19,878**

Number of Applications

**0.717**

Import of Finished Steel (in MnT)

**0.013**

Import of SEMIS (in MnT)

**0.754**

Import of SCRAP (in MnT)

### Finished Steel

#### Top ITC Code

**72083990**

(FLAT-ROLLED PRODUCTS : HOT- ROLLED, NOT CLAD, PLATED OR COATED - OF A THICKNESS OF LESS THAN 3 MM)  
(With 0.058 MnT of Imports)

#### Top Source

**CHINA**

(With 0.222 MnT of Imports)

#### Top Port

**MUMBAI SEA**

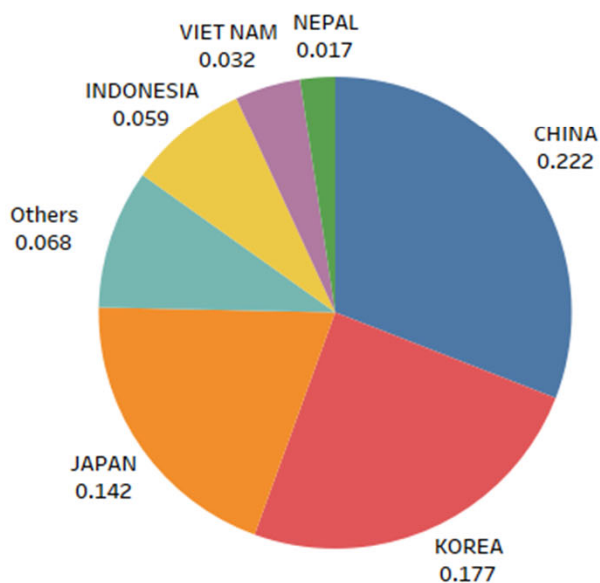
(With 0.287 MnT of Imports)

# 2

## Country wise

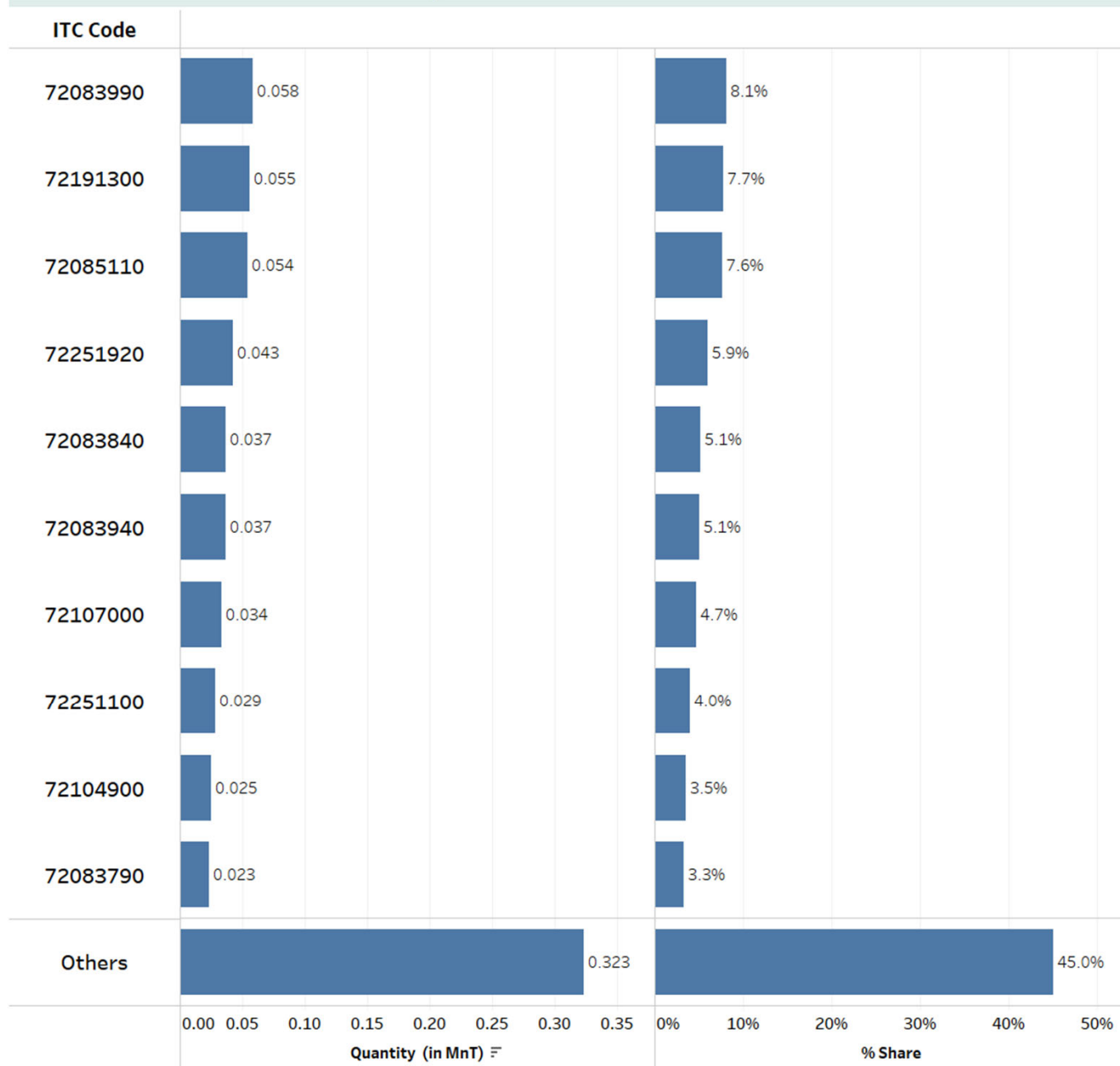
### Import of Finished Steel

Country Name	Quantity (in MnT)	% Share
CHINA	0.222	30.9%
KOREA	0.177	24.6%
JAPAN	0.142	19.8%
INDONESIA	0.059	8.3%
VIET NAM	0.032	4.5%
NEPAL	0.017	2.4%
RUSSIAN FEDERATION	0.014	1.9%
BELGIUM	0.010	1.4%
UNITED KINGDOM	0.008	1.1%
GERMANY	0.006	0.8%
Others	0.031	4.3%
Grand Total	0.717	100.0%



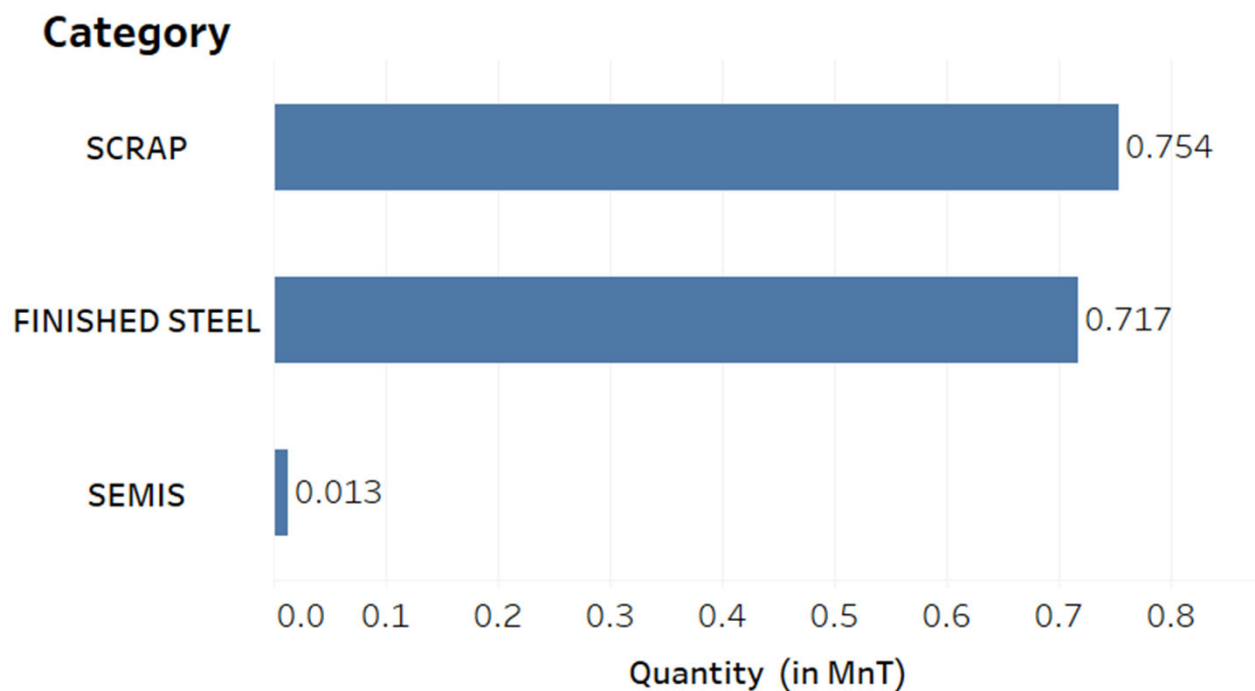
**Import of Finished Steel**

ITC Code	Description	Quantity (in MnT)	% Share
72083990	FLAT-ROLLED PRODUCTS : HOT- ROLLED, NOT CLAD, PLATED OR COATED - OF A THICKNESS OF LESS THAN 3 MM	0.058	8.1%
72191300	HT-RLLD PRDCTS IN COILS OF THCKNS >= 3 MM BT < 4.75 MM	0.055	7.7%
72085110	PLATES OF FLAT-ROLD PRDCTS NOT IN COILS OF THCKNS EXCD 10 MM HOT-RLD PICKLD	0.054	7.6%
72251920	FLT-RLD PRDCTS OF SILICON ELCTRCL STEEL OTHR THAN GRAIN ORIENTED: COLD ROLLED	0.043	5.9%
72083840	STRIPS OF FLAT-ROLD PRDCTS IN COILS OF A THCKNS >= 3 BUT < 4.75MM HOT-RLD EXCL.PICKL	0.037	5.1%
72083940	STRIPS OF FLAT-ROLD PRDCTS IN COILS OF A THCKNS < 3 MM HOT-RLD EXCL.PICKL	0.037	5.1%
72107000	PRDCTS PAINTD VRNSHD/COATD WTH PLSTCS	0.034	4.7%
72251100	FLT-RLD PRDCTS OF SILICON ELCTRCL STL GRAIN ORIENTED	0.029	4.0%
72104900	OTHR PRDCTS OF IRON/NON-ALLOY STEEL OTHERWISE PLTD/COTD WTH ZINC	0.025	3.5%
72083790	OTHR FLAT-ROLD PRDCTS IN COILS OF A THCKNS >= 4.75 BUT < 10MM HOT-RLD EXCL.PICKL	0.023	3.3%
Others	Others	0.323	45.0%
Grand Total		0.717	100.0%

**Import of Finished Steel**

## Import of Finished Steel

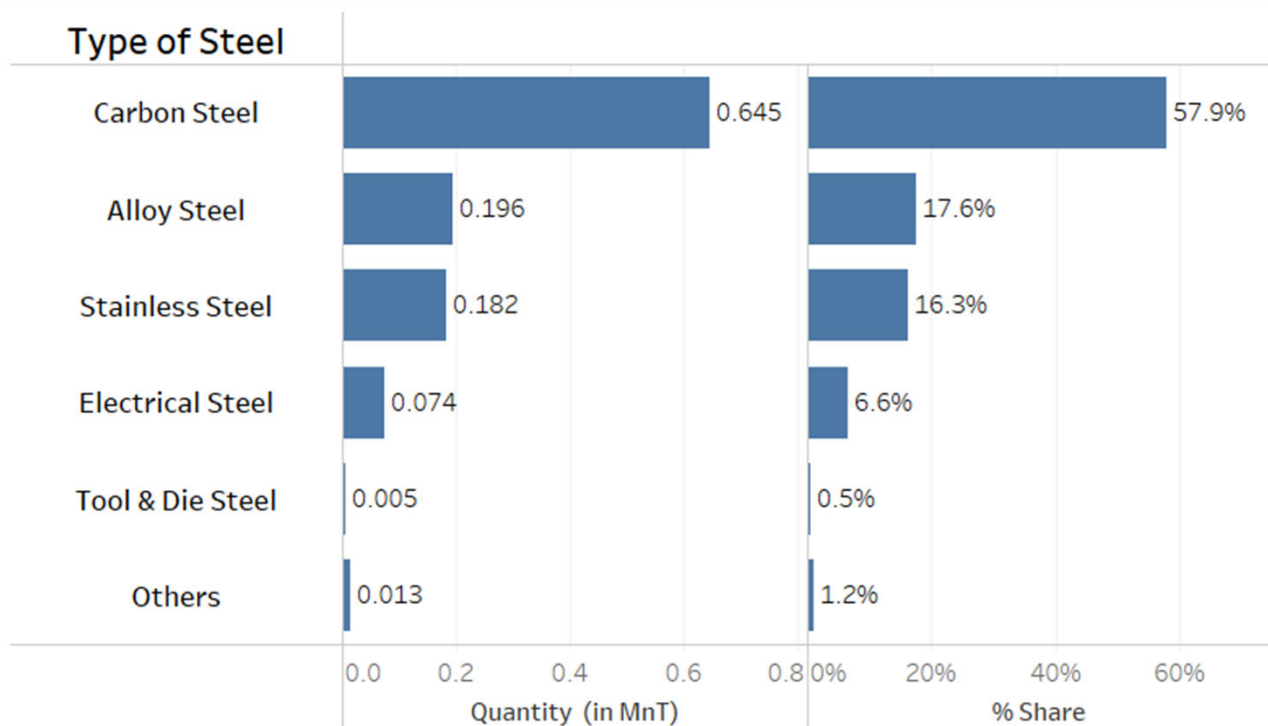
Category	Quantity (in MnT) ₹	% Share
SCRAP	0.754	50.8%
FINISHED STEEL	0.717	48.3%
SEMIS	0.013	0.9%
Grand Total	1.484	100.0%





### Import of Finished Steel

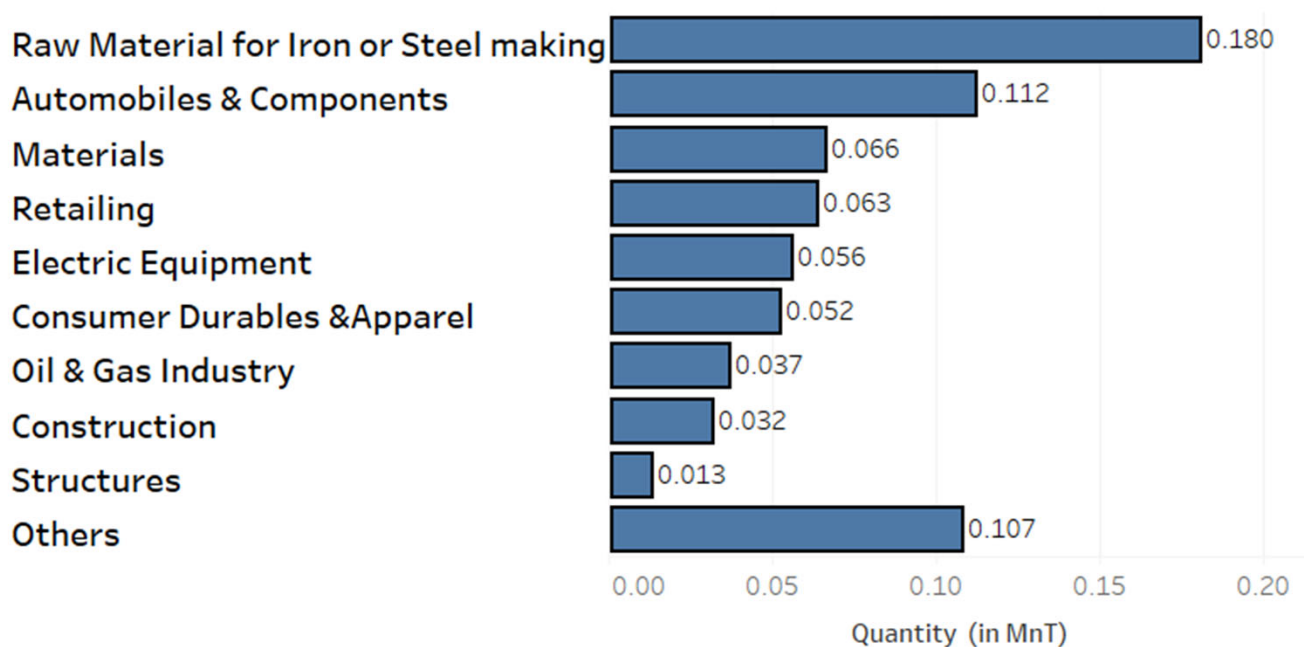
Type of Steel	Quantity (in MnT)	% Share
Carbon Steel	0.645	57.9%
Alloy Steel	0.196	17.6%
Stainless Steel	0.182	16.3%
Electrical Steel	0.074	6.6%
Tool & Die Steel	0.005	0.5%
Others	0.013	1.2%
<b>Grand Total</b>	<b>1.114</b>	<b>100.0%</b>



## Import of Finished Steel

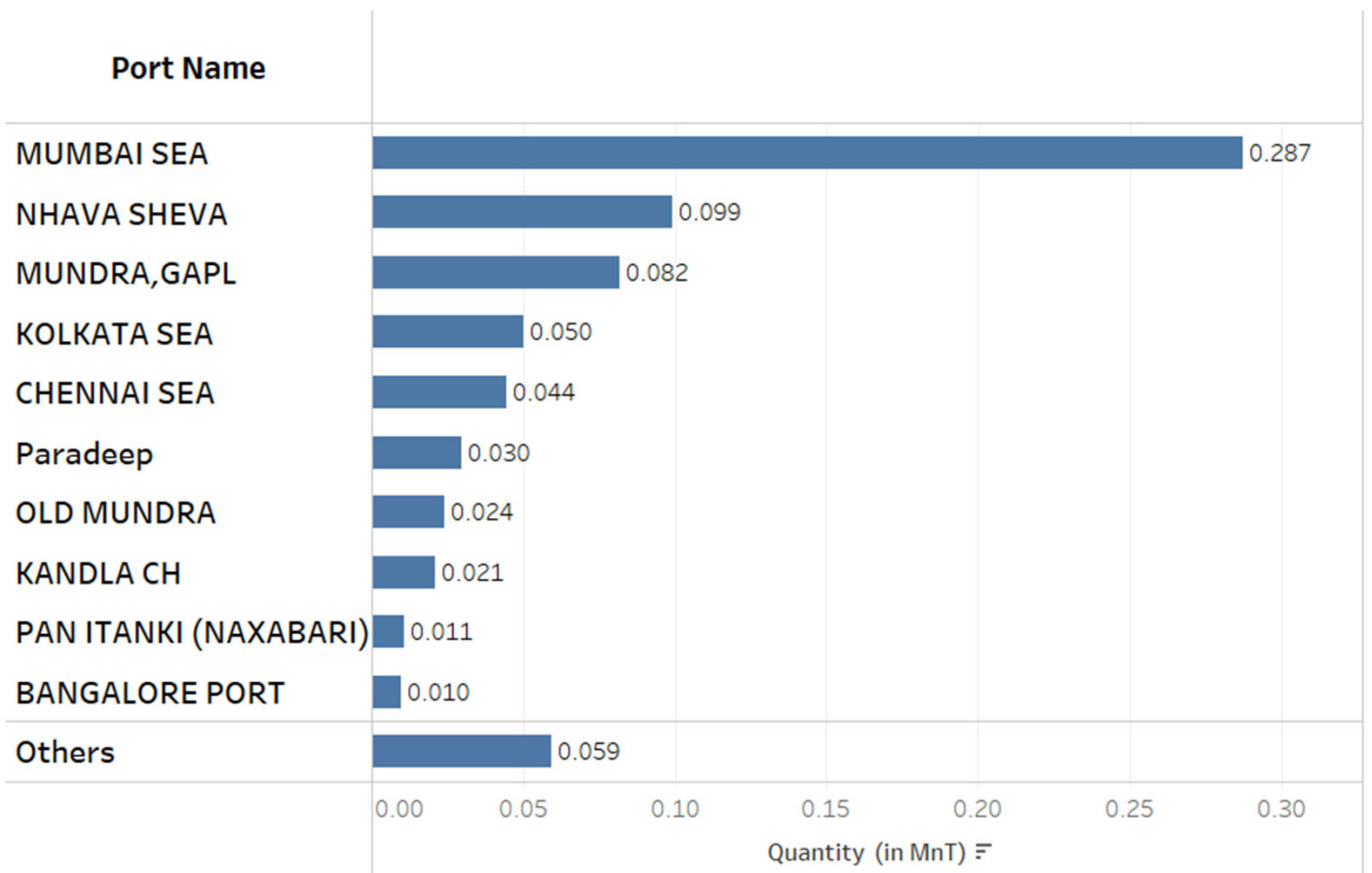
End Use	Quantity (in MnT)	% Share
Raw Material for Iron or Steel making	0.180	25.1%
Automobiles & Components	0.112	15.6%
Materials	0.066	9.2%
Retailing	0.063	8.8%
Electric Equipment	0.056	7.8%
Consumer Durables & Apparel	0.052	7.2%
Oil & Gas Industry	0.037	5.1%
Construction	0.032	4.4%
Structures	0.013	1.8%
Others	0.107	15.0%
Grand Total	0.717	100.0%

### End Use



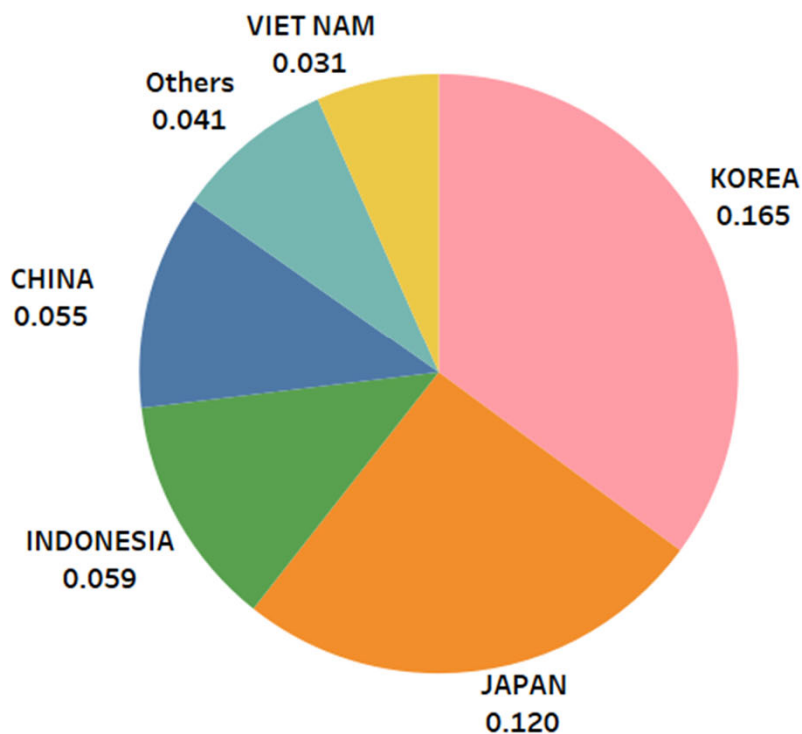
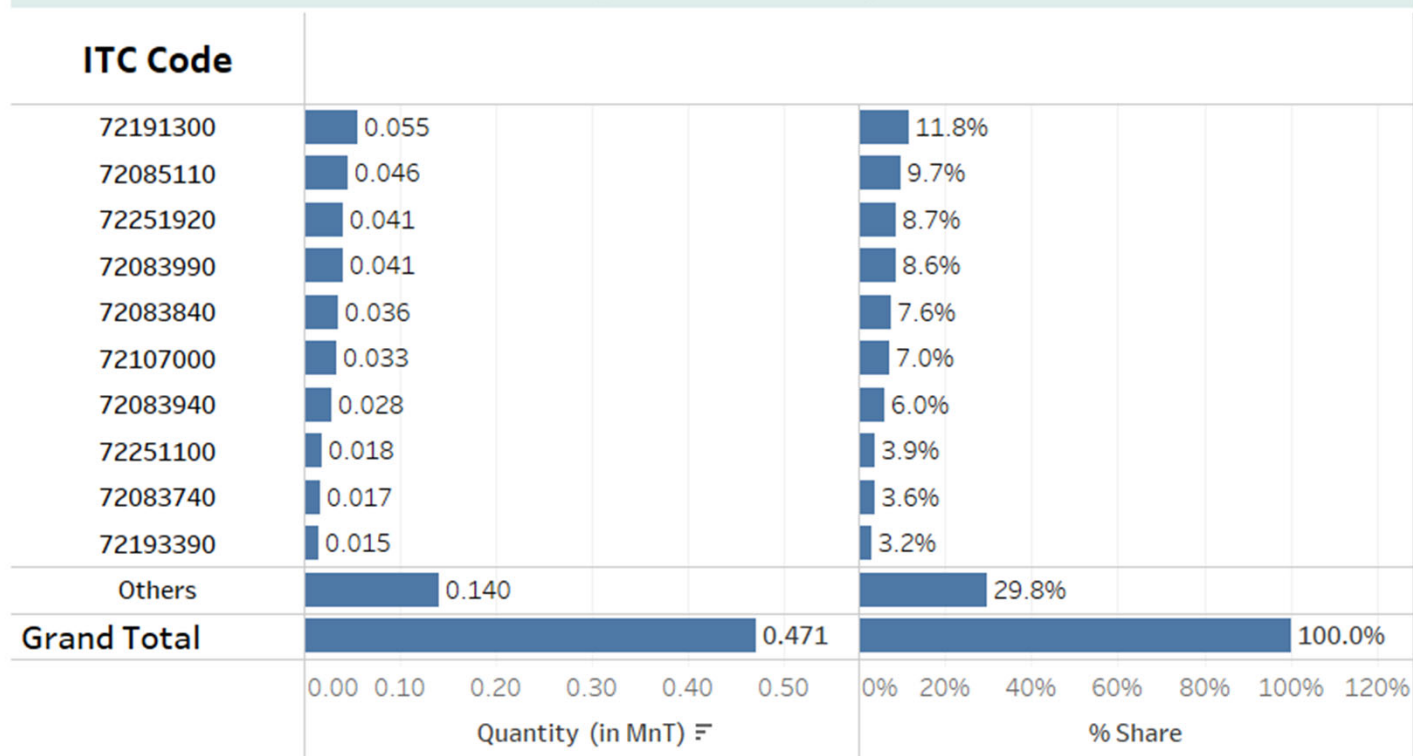
## Import of Finished Steel

Port Name	Quantity (in MnT) ₹	% Share
MUMBAI SEA	0.287	40.1%
NHAVA SHEVA	0.099	13.8%
MUNDRA,GAPL	0.082	11.4%
KOLKATA SEA	0.050	7.0%
CHENNAI SEA	0.044	6.2%
Paradeep	0.030	4.1%
OLD MUNDRA	0.024	3.4%
KANDLA CH	0.021	2.9%
PAN ITANKI (NAXABARI)	0.011	1.5%
BANGALORE PORT	0.010	1.4%
Others	0.059	8.3%
<b>Grand Total</b>	<b>0.717</b>	<b>100.0%</b>



## Import of Finished Steel

### Leading ITC Codes for Import








सत्यमेव जयते

इस्पात मंत्रालय  
MINISTRY OF  
**STEEL**



इस्पाती इरादा